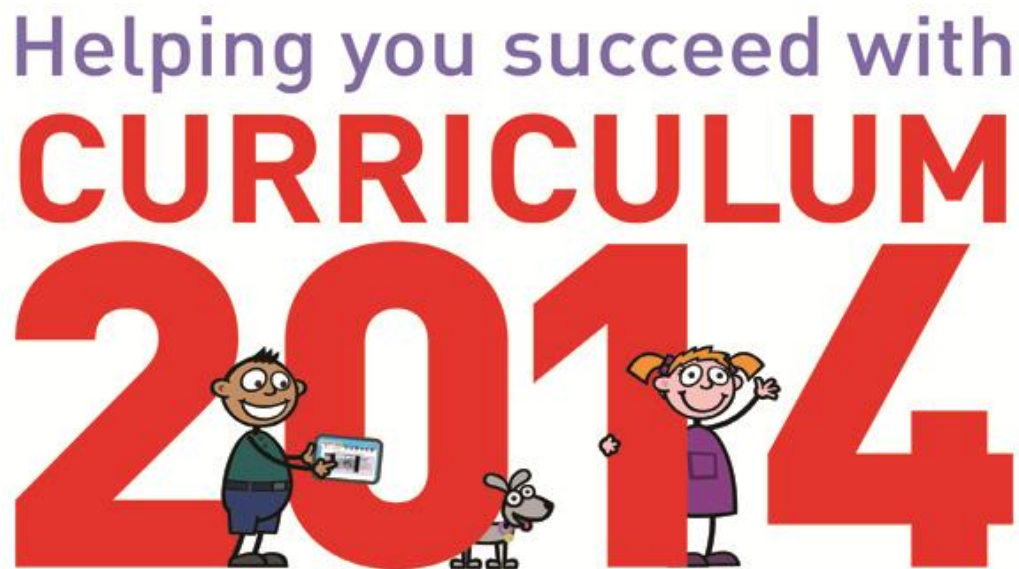


# National Curriculum 2014



## **What the changes mean for your child!**

This booklet is to tell you more about the changes to your child's education in Year One and what they will need to know by the end of Year One.

# ENGLISH



**Phonics** provides the building blocks for reading and writing.

Your child will need to:

- Recognise all 44 phonemes (sounds) in the English language, including alternative spellings e.g. there/their.
- Recognise all tricky words (words that can't be sounded out) e.g. was, what.
- Read words with contractions e.g. I'll, it's.
- Use this knowledge to develop their skill to read fluently and confidently.

NB – a phonics check will take place in June for all children in Year One.

**Reading** – children will read a variety of texts such as poems, traditional tales and information texts.

Your child will need to:

- Show they understand what they have read.
- Discuss what they feel about the text.
- Relate to their own experiences.
- Make predictions.



A variety of reading books will be sent home throughout the year, for you to enjoy with your child.



**Writing** – expectations will include spelling, grammar and handwriting.

For **composition** your child will need to:

- Say a sentence out loud before writing it.
- Put sentences together to create longer pieces of writing.
- Re-read their writing to make sure it makes sense.

Ask your child to write a sentence every day about something they did at school and to read it to you.

For **spelling** your child will need to:

- Spell tricky words, days of the week and words with the 44 phonemes in.
- Know some simple spelling rules e.g. change y to an i and add es – fairy to fairies.
- Add s/es to make plural words.
- Add a variety of endings to words - er, est, ed and ing.
- Add prefixes to words – im, in, un.
- Write simple dictated sentences, initially with support then working towards writing it from memory.



Spellings will be sent home weekly for you to help your child learn for a quiz in school.

For **handwriting** your child will need to:



- Learn the correct way to sit and hold a pencil.
- Form lower case, capital letters and digits 0-9 correctly.

This may be sent home in the homework books.



For **vocabulary, grammar and punctuation** your child will need to:

- Leave finger spaces between words.
- Punctuate sentences using capital letters, full stops, question marks and exclamation marks.
- Capital letters for names of people, places and days of the week and the personal pronoun I.

This can be practised with asking your child to write a sentence every day.

## MATHS

For **number** your child will need to:

- Count up to and across 100, backwards and forwards.
- Recognise and write numbers to 100.

A 10x10 grid of numbers from 1 to 100. The numbers are arranged in rows and columns, with each number in a different color. The grid is as follows:

1	2	3	4	5	6	7	8	9	10
11	12	13	14	15	16	17	18	19	20
21	22	23	24	25	26	27	28	29	30
31	32	33	34	35	36	37	38	39	40
41	42	43	44	45	46	47	48	49	50
51	52	53	54	55	56	57	58	59	60
61	62	63	64	65	66	67	68	69	70
71	72	73	74	75	76	77	78	79	80
81	82	83	84	85	86	87	88	89	90
91	92	93	94	95	96	97	98	99	100

- Count in multiples of twos, fives and tens.
- Read and write numbers 1-20 as words.




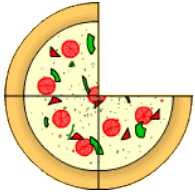
For **addition and subtraction** your child will need to:

- Know the signs +, - and =.
- Know the number bonds to 20.
- Add and subtract one/two digit numbers.
- Solve one step problems using addition or subtraction e.g. I have four balls and find three more – how many have I got now?
- Use mathematical vocabulary such as add, altogether, total, take away, difference between, more than and less than.

For **multiplication and division** your child will need to:

- Know the signs x and  $\div$ .
- Solve one step problems using pictures and equipment.
- Understand multiplication as grouping and doubling.
- Understand division as sharing and halving.





For **fractions** your child will need to:

- Recognise halves and quarters of objects, shapes and numbers.

For **measurement** your child will need to:

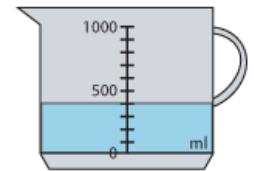
- Compare and talk about:

Lengths and heights (long/short, longer/shorter),

Weights (heavy/light, heavier/lighter).

Capacity and volume (full/empty, more than/less than)

Time (earlier/later)



- Measure and begin to record

Length/height (m/cm)

Mass/weight (g/kg)


Capacity/volume (l/ml)

Time – recognise/use language for days of the week, months and years

Tell time to the hour/half past and draw hands on a clock face.



For **shape** your child will need to:



- Recognise and name common 2D/3D shapes e.g. rectangle, cuboid

For **position and direction** your child will need to:



- Describe position – on top of, next to, behind.
- Direction – forwards, backwards, up, down.
- Movement - whole, half and quarter turns.

## I.C.T.



In computing your child will begin to create simple programs using precise instructions and will learn how to improve any problems in the program. There is a site that will support this for your child to try at home – [scratch.mit.edu](http://scratch.mit.edu).



## HOMework

Every Friday your child will have a homework book in their bookbag which will be for you to support them with at home. The homework will vary from talk about activities, practical tasks to a written response. There will be a piece of Maths and English in the homework books plus a reading book and spellings. **By supporting your child with their homework you will be helping them to achieve the end of year expectations.**

### **Websites to support your child at home:**

[www.mrthorne.com](http://www.mrthorne.com)

[www.phonicsplay.co.uk](http://www.phonicsplay.co.uk)

scratch.mit.edu/ - select the parents tab

[www.bbc.co.uk/cbeebies](http://www.bbc.co.uk/cbeebies)

[www.bbc.co.uk/bitesize/ks1/literacy](http://www.bbc.co.uk/bitesize/ks1/literacy)

[www.bbc.co.uk/bitesize/ks1/numeracy](http://www.bbc.co.uk/bitesize/ks1/numeracy)

[www.nrich.maths.org](http://www.nrich.maths.org)

[www.ictgames.co.uk](http://www.ictgames.co.uk)



